





# CURRICULUM FEEDBACK: ANALYSIS REPORT 2019-2020



 INTERNATIONAL SCHOOL  
OF MANAGEMENT EXCELLENCE

## Feedback Analysis using Median

For feedback analysis, the median is computed based on the assumption that the 5-point scale represents a continuous range rather than just five distinct categories. For instance, those who choose a 4 (indicating agreement) are considered to be spread evenly between 3.5 and 4.49. Similarly, those who select a 5 (indicating strong agreement) are presumed to be distributed evenly between 4.5 and 5.49. The median is then determined using these adjusted values.

### Students Feedback

Out of 117 students enrolled in the academic year 2019-20, feedback was collected from 95 respondents to assess their opinions on the current syllabus and the college environment. This feedback was evaluated using a five-point rating scale, where 5 represents the highest level of agreement and 1 the lowest. The data was then analyzed using the median as the primary statistical tool.

Category	No of Respondents	Cumulative Number of Respondents
Strongly Agree	50	50
Agree	22	72
Neutral	19	91
Disagree	4	95
Strongly Disagree	0	95

#### 1. Total Number of Respondents:

- Sum of respondents:  $50+22+19+4+0=95$   
 $50 + 22 + 19 + 4 + 0 = 95$

#### 2. Median Position:

- For 95 respondents (an odd number), the median position is:  $\text{Median Position} = \frac{95+1}{2} = 48$

#### 3. Determining the Median Category:

- The cumulative distribution helps us locate the 48th respondent:
  - "Strongly Agree" includes up to the 50th respondent.
  - "Agree" includes up to the 72nd respondent.
  - "Neutral" includes up to the 91st respondent.
  - "Disagree" includes up to the 95th respondent.
  - "Strongly Disagree" has no respondents.

Since the 48th respondent is within the first 50 responses, they fall in the **"Strongly Agree"** category.



## Faculty Feedback (Teachers and Academic Peer Group)

For the academic year 2019-20, feedback on the current syllabus and curriculum was collected from a sample of 6 ISME faculty members and 22 external faculty members. The responses were analyzed using a five-point rating scale, where 5 represents the highest level of agreement and 1 represents the lowest. The median was used as the primary tool for this data analysis.

Category	No of Respondents	Cumulative Number of Respondents
Strongly Agree	16	16
Agree	6	22
Neutral	4	26
Disagree	2	28
Strongly Disagree	0	28

### 1. Total Number of Respondents:

- Sum of respondents:  $16+6+4+2+0=28$   $16 + 6 + 4 + 2 + 0 = 28$   $16+6+4+2+0=28$

### 2. Median Position:

- For 28 respondents (an even number), the median position is the average of the 14th and 15th positions: Median Positions= $(28/2)=14$  and  $(28/2+1)=15$

### 3. Determining the Median Category:

The cumulative distribution helps us locate the 14th and 15th respondents:

- "Strongly Agree": Cumulative up to 16
- "Agree": Cumulative up to 22
- "Neutral": Cumulative up to 26
- "Disagree": Cumulative up to 28
- "Strongly Disagree": No respondents

Both the 14th and 15th respondents are included in the "Strongly Agree" category.

## Conclusion

The median response for the dataset is "Strongly Agree". This indicates that the central tendency of the feedback reflects a high level of satisfaction with the syllabus and curriculum.



## Parents Feedback

During the academic year 2019-20, feedback on the current syllabus and college environment was collected from 84 out of 117 parents using a Five-point rating scale. The analysis focused on determining the median rating as a key metric.

Category	No of Respondents	Cumulative Number of Respondents
Strongly Agree	62	62
Agree	15	77
Neutral	8	85
Disagree	0	85
Strongly Disagree	0	85

**Total Number of Respondents: 28**

### Median Position Calculation:

- For 28 respondents (an even number), the median position is the average of the 14th and 15th positions.
- $28/2 = 14$  or  $28+1/2 = 15$

### Determining the Median Category:

- Cumulative Distribution:
  - "Strongly Agree": Cumulative up to 16 respondents
  - "Agree": Cumulative up to 22 respondents
  - "Neutral": Cumulative up to 26 respondents
  - "Disagree": Cumulative up to 28 respondents
  - "Strongly Disagree": No respondents
- Both the 14th and 15th respondents fall within the "Strongly Agree" category.

### Conclusion:

- **Median Response: "Strongly Agree"**

The median response indicates that a significant proportion of respondents expressed strong satisfaction with the syllabus and curriculum.



## FACULTY FEEDBACK

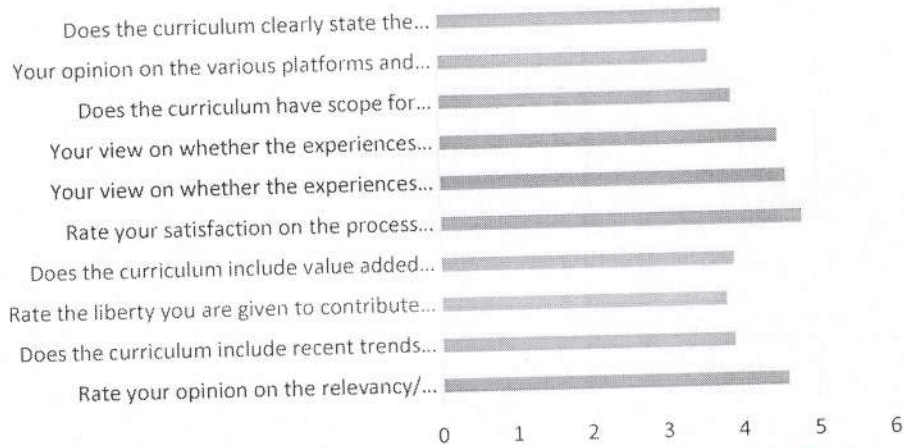
For the academic year 2019-20, faculty feedback on curricular aspects was collected and analyzed using a five-point rating scale, ranging from 1 to 5, where 5 indicated "Strongly Agree" and 1 indicated "Not Sure."

Here are the key findings from the faculty feedback:

- The majority of faculty members concurred that the syllabus remained appropriate for their respective programs/courses.
- Most faculty members perceived the aims and objectives of the syllabi to be well-defined and clear to both teachers and students.
- The rating for the availability of reference books in the library stood at 4, indicating a satisfactory availability of copies.
- Faculty members generally agreed that the syllabus maintained a good balance between theory and application.
- There was widespread agreement among faculty members that the syllabus contributed to enriching their knowledge and perspective in the subject area.
- Faculty members found the university's curriculum design and development system to be effective.
- Faculty members observed that the curriculum encouraged student participation in the learning process.
- The score for curriculum updation in response to demand remained high at 4, indicating a general consensus among faculty members.
- Most faculty members strongly agreed that the amount of syllabi was appropriate for the semester duration.
- The majority of faculty members agreed that the curriculum facilitated the enhancement of students' life skills.
- Faculty members noted that the curriculum continued to foster social awareness among students.
- Faculty members reiterated that curriculum design took into account the employability of students.

  
PRINCIPAL  
INTERNATIONAL SCHOOL OF MANAGEMENT EXCELLENCE  
Sy. No.88, Chembanahalli, Near Dommasanadra Circle,  
Sarjapur Road, Bangalore 562 125 INDIA

## Curriculum Feedback Faculty 2019-2020



  
**PRINCIPAL**

**INTERNATIONAL SCHOOL OF MANAGEMENT EXCELLENCE**  
Sy. No.88, Chembanahalli, Near Dommasanadra Circle,  
Sarjapur Road, Bangalore 562 125 INDIA


## STUDENT FEEDBACK

For the academic year 2019-20, feedback on the current syllabus and curriculum of the college was collected from students and analyzed using a Five-point rating scale, where 5 represented the highest level of agreement and 1 represented the lowest.

Here are the main findings from the student feedback:

- The majority of students expressed that the syllabus of the course remained relevant to their professional life.
- Most students indicated that the content of the syllabus continued to be regularly revised.
- Students observed that the syllabus continued to promote value-based learning by imparting skills, concepts, knowledge, and critical thinking.
- The majority of students affirmed that the aims and objectives of the syllabus remained well-defined and clear to both teachers and students.
- Most students reported that the course/syllabus further expanded their knowledge and understanding of the subject studied.
- Many students still found that the syllabus directly contributed to enhancing practical competencies.
- It was noted that the syllabus continued to be tailored to meet the needs of the job/industry.
- The curriculum continued to emphasize skill-based learning and encouraged participation in extracurricular activities.

### CURRICULUM FEEDBACK BY STUDENTS 2019-20



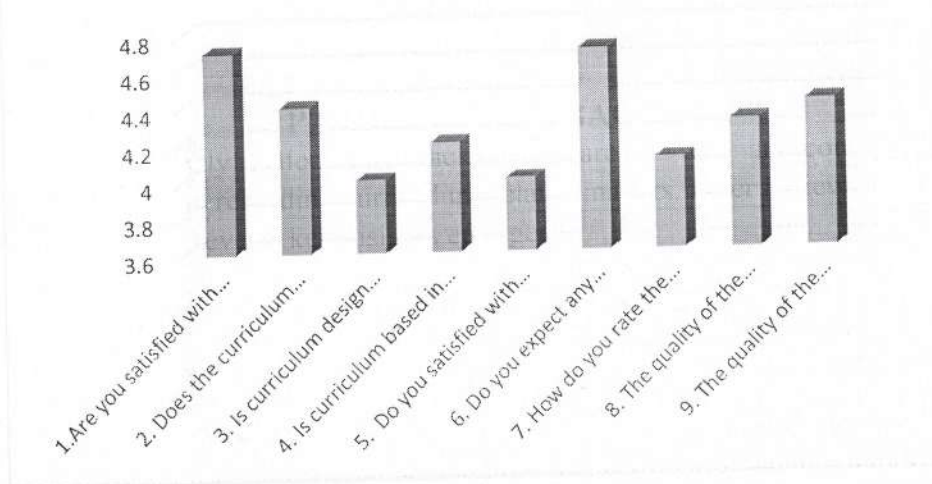
**PRINCIPAL**  
**INTERNATIONAL SCHOOL OF MANAGEMENT EXCELLENCE**  
 Sy. No.88, Chembanahalli, Near Dommasanadra Circle,  
 Sarjapur Road, Bangalore 562 125 INDIA

## PARENTS FEEDBACK

The institution regularly collects feedback from parents, who are considered primary stakeholders, especially regarding curriculum-related matters. After reviewing the feedback collected for the year, several key insights emerged:

- The majority of parents expressed satisfaction with the course chosen by their children.
- Parents noted that the curriculum effectively imparts practical knowledge.
- Most parents believed that the curriculum emphasizes value-based education.
- Parents generally commended the quality of teaching provided by the institution.

Curriculum Feedback Parents 2019-20



Structured questionnaires were used to gather feedback from all three stakeholders and were analyzed using mathematical and statistical techniques. Faculty feedback primarily focused on the relevance of the curriculum in the current context. Regarding the suitability and adaptability of the curriculum, most faculty members indicated that it is regularly updated and contributes to their knowledge enhancement. Student feedback suggested that the majority were effectively utilizing available resources. While parent feedback identified a few areas for improvement, the majority expressed contentment and satisfaction with the college's current operations.

  
**PRINCIPAL**  
INTERNATIONAL SCHOOL OF MANAGEMENT EXCELLENCE  
Sy. No.88, Chembanahalli, Near Dommasanadra Circle,  
Sarjapur Road, Bangalore 562 125 INDIA