


CURRICULUM FEEDBACK: ANALYSIS REPORT

2018-19



Feedback Analysis using Median

The median is calculated in a way that assumes that the 5 point scale represents a continuous random variable rather than five discrete categories. So for example, all those who select a 4 (i.e. agree) are assumed to be evenly distributed between 3.5 and 4.49. Similarly all those who select a 5 (i.e. strongly agree) are assumed to be evenly distributed between 4.5 and 5.49. The median is then calculated from these transformed responses.

Students Feedback

Out of 39 Students admitted in the Academic Year 2018-19, 35 students responded for the feedback analysis. For the academic year 2018-19, feedback on the present syllabus and ambiance of the college was gathered from students and analyzed using a Five-point rating scale, with 5 indicating the highest level of agreement and 1 indicating the lowest. Median is the tool used for this data analysis.

Category	No of Respondents	Cumulative Number of Respondents
Strongly Agree	24	24
Agree	5	29
Neutral	4	33
Disagree	2	35
Strongly Disagree	0	35

Calculation Steps

1. Total Number of Respondents:

$$24+5+4+2+0=35 \quad 24 + 5 + 4 + 2 + 0 = 35$$

2. Median Position:

For 35 respondents Median Position = $35 + 1/2 = 18$ {Median Position}

Determining the Median Category:

- The median is located at the 18th respondent.
- The cumulative distribution helps us identify where the 18th respondent falls:
 - "Strongly Agree": Cumulative up to 24
 - "Agree": Cumulative up to 29
 - "Neutral": Cumulative up to 33
 - "Disagree": Cumulative up to 35

Since the 18th respondent falls within the first 24, the median category is **"Strongly Agree"**.



Conclusion

The median response for the given dataset is "**Strongly Agree**". This indicates that the majority of respondents leaned strongly toward agreeing with the statement or question provided.

Key Points:

- **Total Respondents:** 35
- **Median Position:** 18th respondent
- **Median Category:** Strongly Agree

This summary demonstrates that the central tendency of the respondents' opinions strongly leans towards agreement.

Faculty Feedback (Teachers and Academic Peer Group)

5 ISME faculties and 15 external faculties are taken as sample for the curriculum feedback analysis. For the academic year 2018-19, feedback on the present syllabus and curriculum of the college was gathered from faculties and analyzed using a Five-point rating scale, with 5 indicating the highest level of agreement and 1 indicating the lowest. Median is the tool used for this data analysis.

Category	No of Respondents	Cumulative Number of Respondents
Strongly Agree	10	10
Agree	3	13
Neutral	5	18
Disagree	2	20
Strongly Disagree	0	20

1. Total Number of Respondents:

Sum of respondents: $10+3+5+2+0=20$ $10 + 3 + 5 + 2 + 0 = 20$ $10+3+5+2+0=20$

2. Median Position:

For 20 respondents (an even number), the median is the average of the 10th and 11th positions:

Determining the Median Category:

- The cumulative distribution helps us locate the 10th and 11th respondents:
 - "Strongly Agree" includes up to the 10th respondent.
 - "Agree" includes up to the 13th respondent.
 - "Neutral" includes up to the 18th respondent.



- "Disagree" includes up to the 20th respondent.
- "Strongly Disagree" has no respondents.

The 10th respondent falls in the "Strongly Agree" category, and the 11th respondent falls in the "Agree" category.

3. Median Calculation:

Since the positions span two categories, the median is the average of "Strongly Agree" and "Agree". In this context, the median is considered to fall between these two categories, aligning closer to "Agree" as it encompasses the next respondent beyond "Strongly Agree".

Conclusion

The median response for the dataset is between "Strongly Agree" and "Agree", leaning towards "Agree". This suggests that the central tendency of respondents' opinions is slightly more favorable than neutral but not overwhelmingly strong.

Key Points:

- **Total Respondents:** 20
- **Median Positions:** 10th and 11th respondents
- **Median Category:** Between "Strongly Agree" and "Agree", tending towards "Agree"

Parents Feedback

Out of 39 parents 27 parents are responded for the survey. Feedback on the present syllabus and ambiance of the college was gathered from parents and analyzed using a Five-point rating scale, with 5 indicating the highest level of agreement and 1 indicating the lowest. Median is the tool used for this data analysis.

Category	No of Respondents	Cumulative Number of Respondents
Strongly Agree	18	18
Agree	6	24
Neutral	3	27
Disagree	0	27
Strongly Disagree	0	27

1. Total Number of Respondents:

- Sum of respondents: $18+6+3+0+0=27$ $18 + 6 + 3 + 0 + 0 = 27$ $18+6+3+0+0=27$

2. Median Position:



- For 27 respondents (an odd number), the median position is given by:
Median Position= $27+1/2=14$

3. Determining the Median Category:

- The cumulative distribution helps us locate the 14th respondent:
 - "Strongly Agree": Cumulative up to 18
 - "Agree": Cumulative up to 24
 - "Neutral": Cumulative up to 27
 - "Disagree" and "Strongly Disagree": No respondents

Since the 14th respondent is included in the first 18 respondents, they fall within the "**Strongly Agree**" category.

Conclusion

The median response for the dataset is "**Strongly Agree**". This indicates that the central tendency of respondents' opinions is strongly in favor of agreement.



FACULTY FEEDBACK

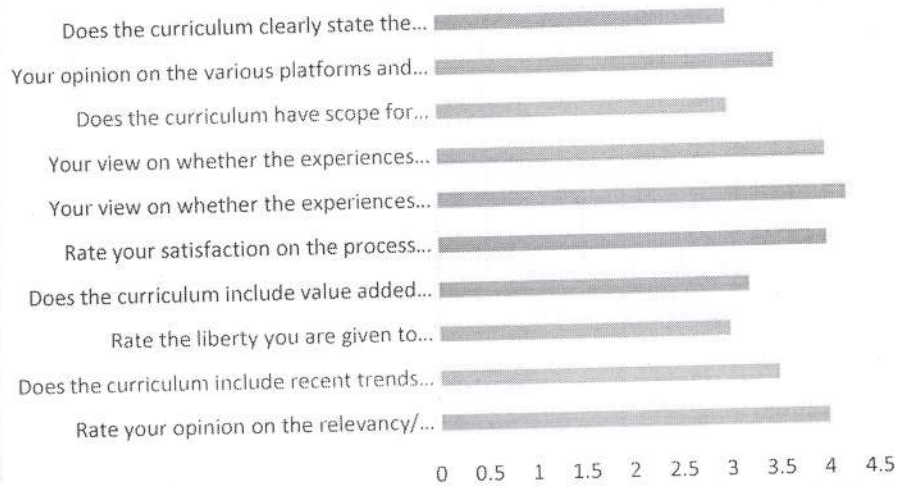
For the academic year 2018-19, faculty feedback on curricular aspects was gathered and analyzed using a five-point rating scale. The scale ranged from 1 to 5, with 5 indicating "Strongly Agree," 4 indicating "Agree," 3 indicating "Somewhat Agree," 2 indicating "Disagree," and 1 indicating "Not Sure." The feedback from parents teachers and students were collected & analysed by using rating scale.

Here are some key findings from the faculty feedback:

- The majority of faculty members agreed that the syllabus was suitable for their respective programs/courses.
- Most faculty members found that the aims and objectives of the syllabi were well-defined and clear to both teachers and students.
- The score for the availability of reference books in the library was 4, indicating that there were sufficient copies available.
- Faculty members generally agreed that the syllabus struck a good balance between theory and application.
- There was strong agreement among faculty members that the syllabus helped to enhance their knowledge and perspective in the subject area.
- Faculty members found the system followed by the University Curriculum Design and development to be effective.
- Faculty members agreed that the curriculum encouraged student participation in the learning process.
- The score for curriculum updation in response to demand was 4, indicating general agreement among faculty members.
- Most faculty members strongly agreed that the quantum of syllabi was appropriate for the semester duration.
- The majority of faculty members agreed that the curriculum facilitated the improvement of students' life skills.
- Faculty members noted that the curriculum contributed to social awareness among students.
- Faculty members expressed that curriculum design took into consideration the employability of students.


PRINCIPAL
INTERNATIONAL SCHOOL OF MANAGEMENT EXCELLENCE
Sy. No.88, Chembanahalli, Near Dommasanadra Circle,
Serjapur Road, Bangalore 562 125 INDIA

Curriculum Feedback Faculty 18-19



PRINCIPAL
INTERNATIONAL SCHOOL OF MANAGEMENT EXCELLENCE
Sy. No.88, Chembanahalli, Near Dommasanadra Circle,
Sarjapur Road, Bangalore 562 125 INDIA

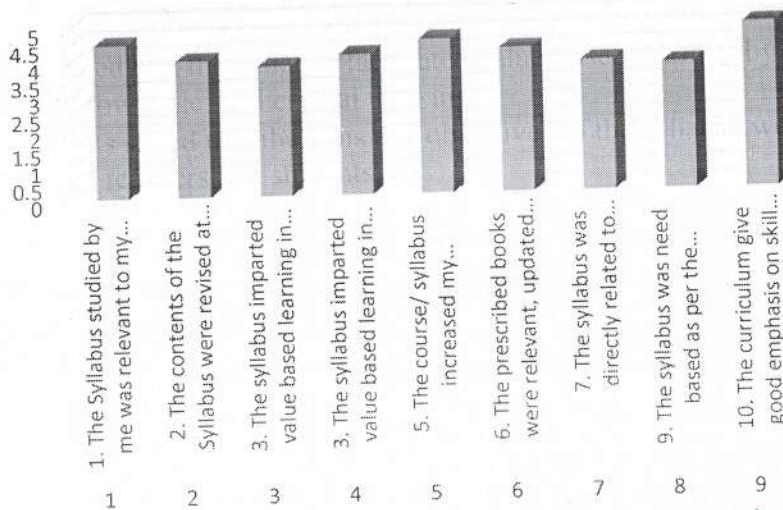
STUDENT FEEDBACK

For the academic year 2018-19, feedback on the present syllabus and curriculum of the college was gathered from students and analyzed using a Five-point rating scale, with 5 indicating the highest level of agreement and 1 indicating the lowest.

Here are the key findings from the student feedback:

- Most students expressed that the syllabus of the course was relevant to their professional life.
- The majority of students indicated that the content of the syllabus was regularly revised.
- Students noted that the syllabus facilitated value-based learning by imparting skills, concepts, knowledge, and critical thinking.
- Most students stated that the aims and objectives of the syllabus were well-defined and clear to both teachers and students.
- The majority of students mentioned that the course/syllabus increased their knowledge and understanding of the subject studied.
- Most students found that the syllabus directly contributed to enhancing practical competencies.
- It was observed that the syllabus was tailored to meet the needs of the job/industry.
- The curriculum placed significant emphasis on skill-based learning and encouraged participation in extracurricular activities.

Curriculum Feedback by students 2018-19

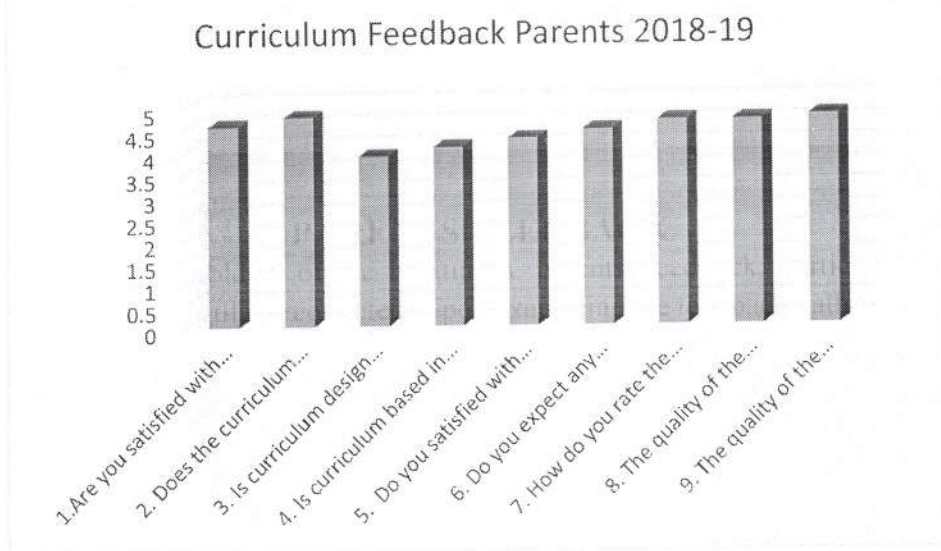


PRINCIPAL
INTERNATIONAL SCHOOL OF MANAGEMENT EXCELLENCE
Sy. No.88, Chembanahalli, Near Dommasanadra Circle,
Sarjapur Road, Bangalore 562 125 INDIA

PARENTS FEEDBACK

As the primary stakeholders of the institution, parents' feedback, particularly regarding curricular aspects, is regularly collected. Upon examining the feedback gathered for the year, the following insights emerged:

- The majority of parents expressed satisfaction with the course selected by their ward.
- Parents highlighted that the curriculum effectively imparts practical knowledge.
- Most parents opined that the curriculum emphasizes value-based education.
- Parents generally praised the quality of teaching provided by the institution.



Feedback was collected from all three stakeholders using structured questionnaires and analyzed using mathematical and statistical methods. Faculty feedback primarily centered on the relevance of the curriculum in the present context. Regarding the suitability and adaptability of the curriculum, most faculty members expressed that it is regularly updated and contributes to enhancing their knowledge. Student feedback indicated that the majority were able to utilize the available resources effectively. While parent feedback suggested a few areas for improvement, the majority expressed contentment and satisfaction with the current functioning of the college.

PRINCIPAL
INTERNATIONAL SCHOOL OF MANAGEMENT EXCELLENCE
Sy. No.88, Chembanahalli, Near Dommasanadra Circle,
Serjapur Road, Bangalore 562 125 INDIA